

2027 – 2028 Fulbright Scholarship Application Instructions

Australian Postgraduate Applications

For programs commencing 1 August 2027 – 31 May 2028

Please read this document **in full** before commencing your application.

Application cycle opens 12 March 2026, at 9:00am AEDT.

Application cycle closes 1 July 2026, at 11:59pm AEST.

This document offers step-by-step guidance for Australian applicants to complete their application accurately. Applicants are encouraged to refer to this document regularly throughout the application process.

Contents

Introduction	3
Eligibility	3
Structure of the Application	4
Using the Portal	5
Completing the Application	7
1. Welcome	7
2. Preliminary Questions	8
3. Country Information.....	10
4. Personal Information.....	12
5. Contact Information.....	13
6. Academic and Professional Information	14
7. Academic Information (Transcripts & Diplomas).....	16
8. Language Skills.....	17
9. Standardised Test Scores	18
10. Plagiarism Agreement.....	19
11. Study Plan.....	20
12. Grant and Travel Plans	24
13. Additional Information	25
14. Recommendations.....	27
15. Signature	30
16. Review	31

Introduction

Congratulations on taking the first step to apply for a Fulbright Scholarship! We look forward to receiving your application.

Applicants are able to apply for more than one award within a single application. You are encouraged to review the awards catalogue in detail to determine which awards you would like to apply for and your eligibility. Some awards require additional steps, please fill in and upload the **Student Checklist** to ensure that you have completed all the required additional forms.

Before you commence, please note:

- If successful, applicants applying for this cycle must commence their program between 1 August 2027 – 31 May 2028. Please consider this when planning your proposed program.
- Late applications will not be accepted.
- Applications from ineligible candidates will not be accepted.
- Recommendations from referees must be submitted online before the application deadline to be included in the application.
- Applications must be submitted through the online portal.
- Applications must include all required forms to be accepted (including award-specific forms).

Eligibility

General Eligibility

- Must be an Australian citizen.
- Must not be a dual citizen of the U.S.
- Must be residing in Australia at the time of application (exceptions may apply – please see link below).
- Must not have already commenced this degree or project in the U.S.
- Must not have held a J1 or J2 visa in the 24 months before program commences.
- Must hold an undergraduate degree.*
- Degree-seeking applicants only: acceptance to a U.S. institution is not required at the time of application.**
- Visiting student researcher applicants only: must have a letter of invitation from proposed host institution.

* Applicants may be in their final year of study if applying for a postgraduate degree award. Must complete their undergraduate degree before commencing their program.

** Successful degree-seeking candidates will work with the Institute of International Education's placement services team to coordinate applications and negotiate fee reductions/waivers. Applicants must be willing to consider up to four institutions.

For more details on eligibility criteria, please [view this page](#).

Award Specific Criteria

Some awards have specific eligibility criteria. Please use the awards catalogue on our website to ensure that you meet these requirements before applying

Structure of the Application

The application is divided into the following sections:

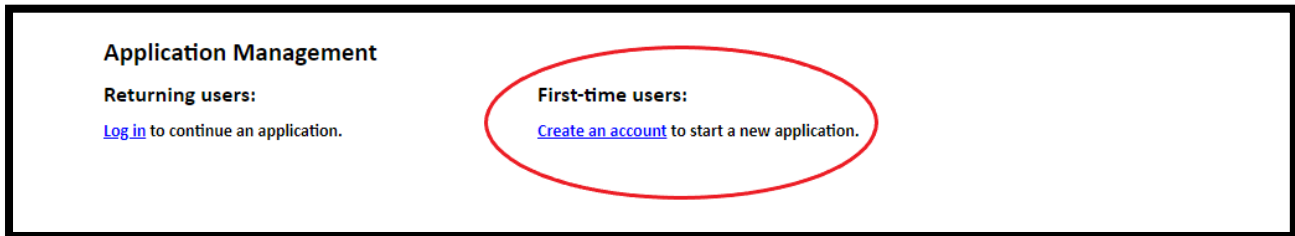
1. Welcome
2. Preliminary Questions
3. Country Information
4. Personal Information
5. Contact Information
6. Academic and Professional Information
7. Academic Materials
8. Language Skills
9. Standardized Test Scores
10. Plagiarism Agreement
11. Study Plan
12. Grant and Travel Plans
13. Additional Information
14. Recommendations
15. Signature
16. Review

Please see the 'Completing the Application' section for a step-by-step guide on how to complete each section of the application.

Using the Portal

Visit apply.iie.org/ffsp2027 to access the Application Portal.

1. You will need to create an account for our application site.

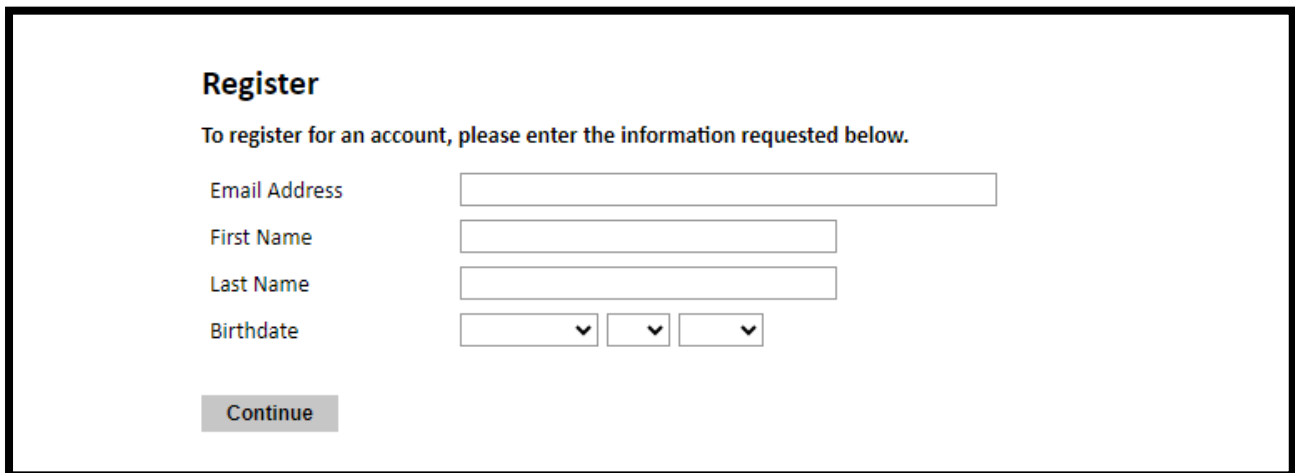


Application Management

Returning users:
[Log in](#) to continue an application.

First-time users:
[Create an account](#) to start a new application.

a. Enter your details.



Register

To register for an account, please enter the information requested below.

Email Address

First Name

Last Name

Birthdate

b. Use the pin sent to your email address to verify your account.



Login

A temporary PIN has been sent to your email address. If you do not receive this message in the next few minutes, please check your junk mail folder.

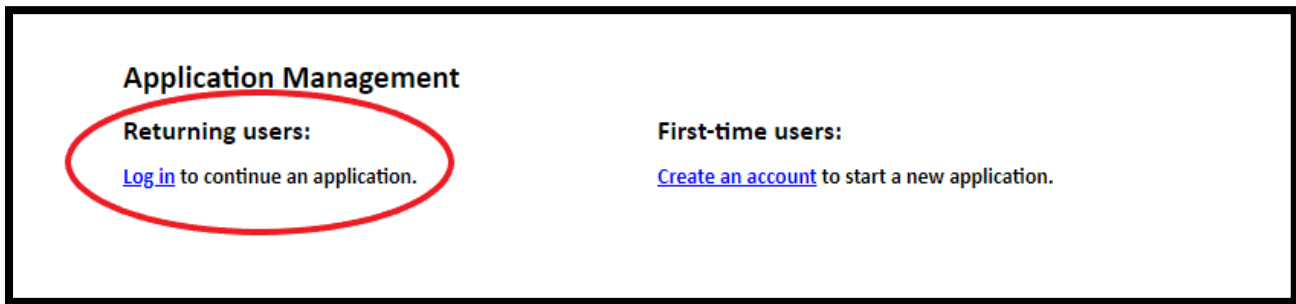
Email [switch](#)

Account

Temporary PIN

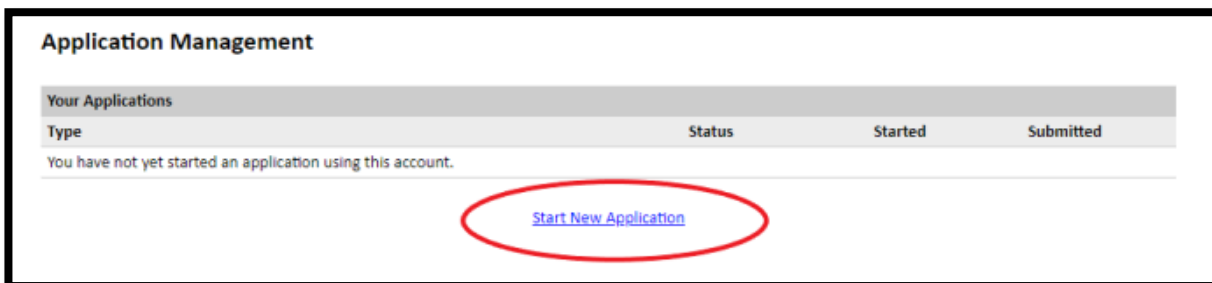
Birthdate

2. Log into your account.

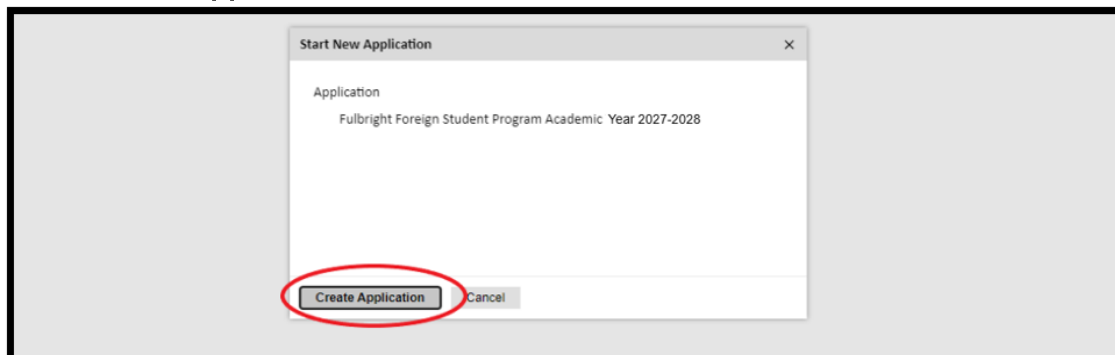


3. Start Application

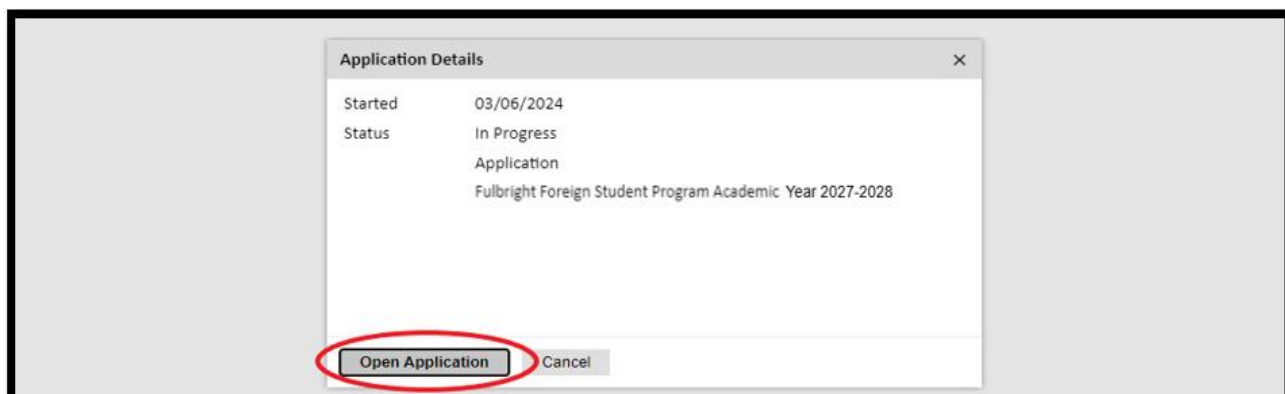
- a. Click **'Start New Application'**.



- b. Click **'Create Application'**



- c. Select the **Fulbright Foreign Student Program Academic Year 2027-28** and then Click **'Open Application'**.



Completing the Application

1. Welcome

The Fulbright Policy Guidelines

Read the policy guidelines and tick 'Yes'.

Click 'Save and Continue'

Home

Welcome

Preliminary Questions

Country Information

Application Notice

Welcome

Welcome to the [Fulbright Foreign Student Program](#) application. The program offers opportunities for foreign graduate students, young professionals and artists from abroad to study and/or conduct research.

General information on navigating the application:

- To access the instructions for the country through which you are applying, complete the following "Preliminary Questions" page and review the data privacy notice.
- All fields marked with an asterisk (*) are required of all applicants for submission. For all other questions, please review the country-specific instructions to confirm if this information is required for application submission.
- Only Latin or Roman characters will be accepted in your application; please do not use diacritics (i.e. diacritical marks or accents, such as: â, ç, ï, ñ, ÿ).
- While a number of document formats are accepted, to preserve formatting and to ensure that special characters are properly rendered, it is strongly recommended that attachments be submitted in PDF format.
- Country and region names within address blocks conform to ISO 3166 standards and default to the United States. To update, simply select the most accurate country and region options available.
- You do not need to complete this application in one sitting. To save your responses, click "Continue" located at the bottom of each page. You will be able to access any work saved during your next session.
- After each session, it is recommended that you "Logout" once you have saved your work. For security purposes, please also close your browser tab or window.
- Your session will time out after 60 minutes of inactivity.

The [U.S. Department of State's Bureau of Educational and Cultural Affairs \(ECA\)](#) administers the Program under [policy guidelines](#) established by the [Fulbright Foreign Scholarship Board \(FFSB\)](#) in close coordination with [binational commissions and foundations](#) in 49 countries, [U.S. embassies](#) in more than 100 other countries and [cooperating agencies](#) in the United States.

Please Confirm You Have Read The Fulbright Policy Guidelines*

I have reviewed the [Fulbright policy guidelines](#), particularly the grounds for Revocation, Termination and Suspension of Grant.

Yes

Important Browser Notice:
Please use different browsers when opening multiple applications.

Save and Continue

2. Preliminary Questions

Through which program country are you applying?

Select 'Australia'

To which academic year are you applying?

Select '2027-2028'

Do you hold or are you applying for:

1. U.S. citizenship; or
2. Dual citizenship with the U.S.; or
3. U.S. permanent residency?'

Select 'No' – **note you are not eligible for this award if any of the above apply.**

Have you reviewed and do you meet all program eligibility requirements for the country through which you are applying?

Select 'yes' – **note your application will not be accepted if you are ineligible.**

Preliminary Questions

Through which program country are you applying? *

Australia ▾

To which academic year are you applying? *

2027-2028 ▾

Important! The 2027-28 Academic Year generally refers to the time period of August/September 2027 to May/June 2028. If you would like to apply for a previous academic year, please request the specific application link for that year from your country's Fulbright office.

Do you hold or are you applying for: *

1. U.S. citizenship; or
2. Dual citizenship with the U.S.; or
3. U.S. permanent residency?

No ▾

Have you reviewed and do you meet all program eligibility requirements for the country through which you are applying? *

Yes ▾

IIE Privacy Statement & Safeguarding Guidelines

Review IIE's privacy statement and data handling policies by clicking the links provided then, select "Yes" or "No" in the box below (see screenshot)


IIE Privacy Statement & Safeguarding Guidelines

IIE values your privacy. We encourage you to read our Privacy Statement, located on the Privacy page on IIE's website.

The Privacy Statement outlines how IIE handles your data and includes the types of data we process, why we process it and with whom we share it. All application data is transmitted and stored in the United States.

Please note that IIE may be required to process data that is generally considered to be sensitive. IIE only processes this information when it is necessary to execute the management of your application or program.

IIE is committed to oppose and combat all forms of human trafficking, exploitation, sexual abuse, child neglect and child abuse in our programs. We encourage you to read IIE's Safeguarding Guidelines located on IIE's website.

[Please see the IIE Privacy Statement for more details.](#) 

[Please click here to review IIE's Safeguarding Guidelines.](#)

I have read IIE's Privacy Statement. I consent and acknowledge that IIE will process my data, and I have read the IIE Safeguarding Guidelines. *



Employment Eligibility

Review the section on program policies regarding employees and their immediate families. Then, select "Yes" or "No" in the box below.

U.S. Residency

Review the question about your history of staying in the US and select "Yes" or "No" in the box, whichever applies to you.

Reference Materials Waiver

Use this section to note whether you waive your right to review the information contained in the evaluations submitted by your recommenders (references).

Once complete, click '**Save and Continue**' to move onto the next section.

3. Country Information

Contact Information

Here you can find our contact information, as is on our website.

Program Information

Here, you'll find all the information about the program.

Award Information

Click 'select/change award'.

Postgraduate candidates: click '**Cycle 2027-2028 Fulbright Postgraduate Award**'.

Award Information

Current Award: Fulbright Postgraduate Scholarship (Australia)

[Select/Change Award](#)

Award Website: www.fulbright.org.au

Award Information: Fulbright Australia is proud to offer a range of awards for students seeking to complete a full U.S. Masters or conduct up to 8 months research in the United States as part of an Australian PhD program. Please review the Commission's website for award opportunities and follow our country-specific instructions, including uploading a checklist noting which awards you would like to be considered for.

Award Deadline: Wednesday, July 1, 2026 12:00 PM (Eastern Time)

Recommendations: 3 recommendations are required.

website: <https://www.fulbright.org.au/>

Select / Change Award ×

Below are the available awards based on your country selection. Please review carefully. You may only apply to **Active** awards.

Important! Please continue to check back as new awards may be added for your country in the future. For any questions about award availability, please reach out to your local Commission or Post office.

Cycle	Award Name	Award Deadline ?	Award Status ?
<input checked="" type="checkbox"/> 2027-2028	Fulbright Postgraduate Scholarship	July 1, 2026 12:00 PM ET/EST	Active

Save

Cancel

Supplemental Forms

Review "**Supplementary documents checklist**" to check if any award-specific documents are required for submission.

Be sure to **download application checklist**, as you'll need to complete and upload this in Section 11 of your application.

Once complete, click '**Save and Continue**' to move onto the next section.

4. Personal Information

Name

Enter Prefix and your full legal name (* required) as it appears on your current documentation. *(If you are in the process of changing your name, ensure that the name matches the documents that you upload in the Grant and Travel Documents Section).*

Enter suffix (If applicable) and your preferred name.

Name on Previous Records

Complete if you have ever had a different legal name.

Biographical Information

Enter birthdate (*mm-dd-yyyy*).

Enter city of birth (*as it appears on your legal documents*).

Enter country of birth.

Enter sex (*as it appears on passport / travel documents*).

Enter marital status.

Complete the section regarding the Americans with Disabilities Act should this section pertain to your circumstances.

Note: All sections with * are required

Citizenship Information

Enter country of citizenship (*Australia*).

(Please note you are not eligible for a Fulbright Scholarship through the Australian-American Fulbright Commission if you do not hold current Australian citizenship.)

Select any additional countries in which you hold citizenship from the list

(Applicants who hold US-Australian dual citizenship are ineligible)

Select country of permanent residence.

National identification number can be left blank.

Once complete, click '**Save and Continue**' to move onto the next section.

5. Contact Information

Addresses

Enter your permanent address. This should be the address at which you currently reside.

Is your current mailing address the same as your permanent address?

You can enter a different postal address by selecting 'no'.

Telephone Numbers

Provide at least one number we can reach you by. If selected for interview, we may contact you via this contact number to confirm.

Email

Please provide a personal email address that you will have access to for at least 2 years. We will use this contact email to provide updates on your Fulbright application- so please ensure it is one you check regularly (including spam folders).

(Preferably, do not use your institutional email address as some emails are blocked by organisational email policies)

Enter an alternative/Secondary email in case we have difficulty contacting your primary email.

Emergency Contact Information

Emergency Contact in Your Home Country

Provide the details of an emergency contact in Australia.

Emergency Contact in the United States

This is not necessary but please provide if possible.

Once complete, click '**Save and Continue**' to move onto the next section.

6. Academic and Professional Information

Curriculum Vitae/Resume*

Upload your current CV/Resume - **no longer than 4 pages.**

Curriculum Vitae/Resume	Please upload a document that does not exceed four (4) pages.	<input type="button" value="Choose File"/> No file chosen
--------------------------------	---	---

Academic Background*

Add all tertiary education, from most recent to least recent.

Institution	Major	Degree	Start Date	End Date
Add New Academic Background				
Are you the first member of your immediate family (i.e. parent(s), sibling(s)) to attend university? *				
<input type="checkbox"/>				

Professional Experience

Add all relevant professional experiences, from most recent to least recent.

Employer Name	Role	Start Date	End Date
Add New Professional Experience			

Awards and Recognitions

Enter Scholarships and Fellowships you would like us to be aware of. *(We recommend providing a list rather than a written statement.)*

Enter Academic Honors and Prizes

Enter Published Books, Articles, and/or Theses

Enter Teaching Experience

Enter Research

Enter Membership/Licensing in Professional Organizations

Experience Abroad – Recent J1/J2 Visa

Enter any travel or international residence (including in the United States) from the last 6 years that have exceeded 3 months in length.

Confirm that you have not previously entered the United States on a J1/J2 visa in the past 5 years. *(Note that if you have held a J1/J2 in the past two years, you are not eligible for the Fulbright program)*

If yes, you will need to confirm your visa category and upload your previous DS-2019.

Previous Fulbright Grant(s)

Confirm if you have previously received a Fulbright Grant (even if you were unable to accept it at the time).

If yes, you will need to provide details of the award and justification for why you should be considered for another Fulbright scholarship.

Once complete, click '**Save and Continue**' to move onto the next section.

7. Academic Information (Transcripts & Diplomas)

Use this section to upload all post-secondary transcripts and diplomas.

Transcripts for all programs noted under 'Academic Background' (from the previous page) must be included for your application to be complete. Scans of transcripts are acceptable for completed programs, and 'unofficial results' obtained through your institutions student portal for programs currently being completed are acceptable.

To complete, click the **'Add Institution'** button, then fill out all information, before using the upload feature to add the file.

Institution	Degree	Dates Attended
Add Institution		
The University of Western Australia	MEd, 03/2011	02/2009–12/2010 Edit

Add Institution ✕

If you would like to update information appearing below, please return to the Academic & Professional Information page.

Institution

Country

City

State

Dates Attended to

Level of Study

Submit Transcript

Please upload a scanned copy or digital facsimile of your transcript **and** diploma from this institution. You may upload those pages now as a single- or multi-page PDF, or each page as a JPEG or TIFF image file. Your scanned document may be large and may take several minutes to upload depending upon the speed of your connection.

PDF or Scanned Pages No file chosen

Please note if Australian states are unavailable, leave this blank, and note that 'Graduate' is an all-encompassing term for any study beyond your undergraduate degree. Click 'Save' to complete before moving onto any additional transcripts to note.

Once complete, click **'Save and Continue'** to move onto the next section.

8. Language Skills

Native Language

Select your native language, selecting 'Other' if yours is not listed.

If your native language is not English, a pop-up section will open and you must rate your English Language Proficiency.

Native Language

Please indicate your native language or mother tongue; if not listed, please select "Other" and enter.

Native Language *

English Language Proficiency

Please rate your English language proficiency as Native, Advanced, Intermediate, Beginner or No Ability in three categories below.

Reading *

Writing *

Speaking *

Additional Language Skills

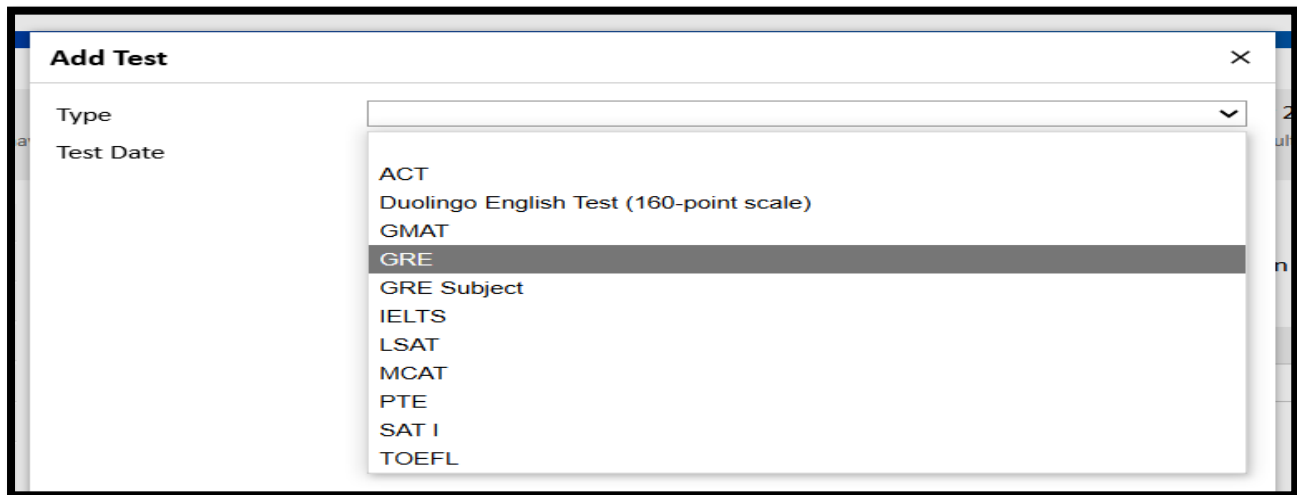
Firstly, select how many additional languages you would like to note your proficiency in, and then add the language, as well as whether you identify as native, advanced, intermediate, beginner or no ability in terms of your reading, writing, and speaking abilities.

Once complete, click '**Save and Continue**' to move onto the next section.

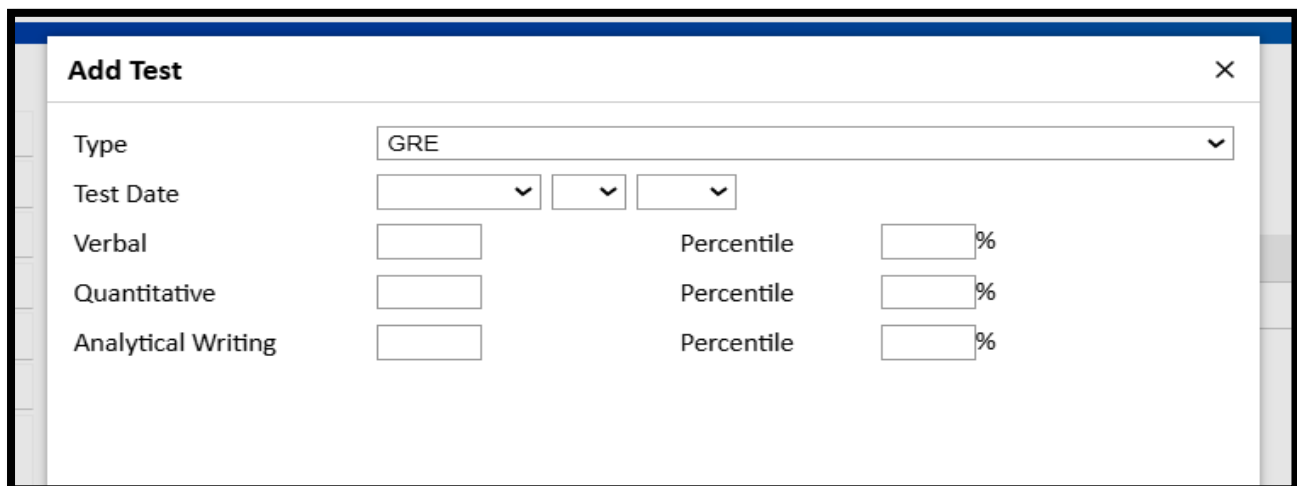
9. Standardised Test Scores

Use this section to include details of any U.S. entry examinations you may have undertaken at the time of application. This might include a GRE or GMAT exam.

Please note these **are not required at the time of application** (and later will only be required for students seeking to complete a degree program), so please only include them if you have completed them to date.



The screenshot shows a window titled "Add Test" with a close button (X) in the top right corner. On the left, there are labels for "Type" and "Test Date". A dropdown menu is open, displaying a list of test types: ACT, Duolingo English Test (160-point scale), GMAT, GRE (highlighted), GRE Subject, IELTS, LSAT, MCAT, PTE, SAT I, and TOEFL.



The screenshot shows the "Add Test" window with "GRE" selected in the "Type" dropdown. The "Test Date" field consists of three separate dropdown menus for month, day, and year. Below this, there are three rows of input fields for scores and percentiles:

Section	Score	Percentile
Verbal	<input type="text"/>	<input type="text"/> %
Quantitative	<input type="text"/>	<input type="text"/> %
Analytical Writing	<input type="text"/>	<input type="text"/> %

Successful candidates for degree programs will be guided to these exams and provided vouchers to assist with the cost of taking them.

Once complete, click **'Save and Continue'** to move onto the next section.

10. Plagiarism Agreement

Please **review the plagiarism agreement in full** and select whether you understand the consequences of plagiarism using the dropdown menu.

Once complete, click '**Save and Continue**' to move onto the next section.

11. Study Plan

Please use the tick box menu to select whether this application is for you to complete a master's program, doctorate (full PhD) program, or visiting student researcher program as part of the Fulbright program.

(Please note that the Commission in Australia does not support 'Non-degree' and only one category should be selected)

Use the dropdown menu to select your major field of study. Please note not all disciplines are listed, so select the one that best suits. Then, use the **text box** to further describe the area of the field (e.g. sub discipline) related to your project and your future plans (refer to the screenshot for more information)

What is your intended program/degree objective in the United States? *

Master's
 Doctorate
 Non-Degree*
 Visiting Student Researcher**

** A Non-Degree Student is expected to be enrolled in full-time studies at a U.S. institution and is typically charged tuition and fees for these courses (unless waived). A Non-Degree Student will not receive a degree from the U.S. institution (but may receive a certificate). This objective is also applicable to semester/year abroad programs, where the home-country institution will award a degree based on transferred credit resulting from this exchange.*

*** A Visiting Student Researcher is usually a current doctoral student enrolled in a Ph.D. program in their home country who seeks to advance their research at a U.S. institution. A Visiting Student Researcher does not enroll in any credit-bearing courses (but may audit courses when allowed by the host institution), does not pay tuition (but may be subject to affiliation fees), does not receive any degree from the host institution and is expected to be engaged in full-time research. This option is also applicable to certain Fulbright faculty development programs that do not result in a degree.*

Please select the most appropriate major academic discipline and primary specialization.

What is your intended major field of study? *

Biology

What is your intended specialization/sub-field of study? *

Biological & Biomedical Sciences

Briefly describe the area of the field in which you plan to specialize in the United States. *

Briefly describe your future plans (should be no more than 300 words). *
 Use the second text box to describe your future plans in a few short sentences, including how your Fulbright program would contribute to these plans. Please note that the Fulbright program, in essence, is designed with the hope that participants will return to their home country following their Fulbright program. Therefore, we would recommend not specifying in this section a desire to stay in the United States for an extended period immediately following your Fulbright program.

Intended Grant Period

Use the drop-down box to select your *maximum proposed grant length*, ensuring that you have reviewed the Fulbright website for program length availability e.g. most postgraduate awards are available for a minimum of 4 months and maximum of 8 months (for researchers), or up to 2 years for degree seeking students.

(You must ensure that your program length is as accurate as possible as you will not be able to increase program duration if you are selected)

Next, select your ideal *grant period start and end dates*, noting that programs must **commence between 1 August 2027- 31 May 2028**. The dates you enter can change and should only serve as a general indication of your preferred timeframe. You don't need to notify the Commission of any changes during the application period. The dates will be finalized after the selection process with the successful candidates.

Study/Research Objective

Please use the 'choose file' button to upload your formal project proposal. The proposal should not exceed 3 pages and must be formatted in size 11 or 12 font with standard margins for readability.

References are not included in the page limit.

A strong project proposal will cover:

- What the project aims to do (noting it will be read by some individuals who may not be experts in your area, so avoid technical jargon where possible).
- Why the host institution is important to the success of this proposal.
- Why the United States is important to the success of this proposal.
- The potential impacts/ outcomes of your proposed program, both from a discipline perspective, as well as towards the broader aims of the Fulbright program.
- A brief timeline might also be helpful, noting how you would maximise your time in the United States.

** If your application is for a master's degree, the section on 'what your project aims to do' should be more general. Focus on explaining why you want to pursue this program, why you've chosen the United States, and how the program aligns with your future goals and aspirations. Additionally, consider discussing the broader impact of Fulbright, including why you chose Fulbright as part of your journey.*

*** Please note that a confirmed placement is not required at the time of application. However, if you have an offer from a U.S. institution that you would like to accept, you may include details about the specific program. For those who have not yet applied to U.S. colleges, you can provide a brief explanation of why you have selected your list of potential institutions (under university preferences)*

Personal Statement

- It is a requirement of the Australian Commission that you attach a 1-2 page narrative giving a picture of yourself as an individual.
- This statement should outline your personal history, influences on your intellectual development, the educational and cultural opportunities to which you have been exposed, and the ways in which these experiences have impacted you and shaped your journey. Also include your special interests and abilities, career plans and life goals, etc. if relevant.

- The personal statement should not be a record of facts already listed on the application, in your resume/CV, or an elaboration of your statement of proposed study.

* Remember, the Fulbright program is primarily a cultural exchange initiative. We are looking for strong cultural ambassadors, and this statement offers a chance for our selection panels to gain insight into who you are beyond your professional background.

Writing Sample

For PhD applicants – Only these candidates should submit a writing sample.

For Master's and Visiting Researcher Students (VSR) – Disregard this section.

Proposed U.S. Institution

Visiting Student Researchers (VSR) – this section is **compulsory** for students seeking to undertake research as part of their Australian PhD program. VSRs should upload a letter from your host organization confirming that, if your Fulbright application is successful, the institution will support your program in the United States. Any additional information or support they can provide (e.g., details on the resources you will have access to, and why the host institution values this project) is also helpful. Letters can be submitted by the individual you plan to work with directly; there is no requirement for the letter to come from the most senior person at the institution.

Please note that VSR applications without a Host Institutional Affiliation will not be accepted

Degree seeking students (Master's) – can use this section to upload copies of any offer letters/ deferral confirmations from offers they have received, but please note we do not expect candidates to have these.

Proposed U.S. Institution

List the U.S. university/institution that you plan to attend and to which you have been admitted. Attach a copy of your admission letter or letter of invitation.

U.S. institution you plan to attend

Admission Letter/Letter of Invitation Please upload a letter of admission or letter of invitation on institutional letterhead. Choose File No file chosen

University Preferences

This section should be completed by students seeking to complete a Master's program. Visiting Student Researcher can skip this section.

Degree-seeking students should list their preferred institutions to give the Commission and our selection panels an idea of the types of schools you'd like to consider. Please note that our office values lists that reflect the subject area expertise of institutions, rather than just focusing on Ivy League schools. *While Ivy League schools can be included if relevant, please ensure you've done thorough research on the courses and expertise offered at other institutions as well.*

Applied U.S. Institutions

This section should be completed by students seeking to complete a Master's program. Visiting Student Researchers can skip this section.

Degree-seeking students should indicate here if you have already applied to any institutions and are awaiting an outcome. While we expect you to select 'No' to this question, as U.S. college applications typically open after Fulbright applications close, please complete this section if you have any pending applications with U.S. institutions.

Authorization of Release of Information

Please review this section in full and **enter your full legal name** to agree to the conditions described.

Once complete, click '**Save and Continue**' to move onto the next section.

12. Grant and Travel Plans

Financial Information

Family Funds

This section is **optional**. To complete, enter the occupations of your parents/ spouse/ partner, and how much funding (in USD) they (and you) could contribute if needed to your studies.

Expected Additional Funding

This section is **optional**. To complete, please note whether you have any confirmed non-Fulbright funding that will assist with your plans in the United States.

Additional Grants

This section must be completed if you're planning or have applied to other grants.

Future Funds Available

This section should be completed if your program is more than 1 year. List all non-Fulbright funding you expect to receive during your grant.

Travel Funds

This section is **not required** as all of our awards include provisions for international travel.

Passport/Travel Document

Please upload a copy of your current Australian passport. If you have been approved for Australian citizenship but do not yet have a passport, please upload your citizenship certificate in lieu of this document. If you do not have an Australian passport/ Australian citizenship, please note that your application will not be accepted.

If your passport will expire prior to your anticipated Fulbright grant start date, please upload the photo page anyway, as the Commission only sights this document to ensure eligibility based on citizenship requirements, and successful candidates will have an opportunity to provide updated documents at a later stage.

Accompanying Dependents

Please use this section to add the number of dependents (meaning *only spouse and/ or children*) you anticipate will be travelling with you for part/all of your proposed program.

Once complete, click '**Save and Continue**' to move onto the next section.

13. Additional Information

Additional Documentation

Please upload the following additional information under the following categories:

- **Under 'Country-Specific Materials':** please upload any relevant supplementary statements (**optional**).
- **Under 'Supplemental Materials':** please upload your supplementary statements (read note below for details) Please note these statements are optional and **only required if** you are selecting certain award types for consideration per the checklist.
- **Under 'Additional Documentation':** please upload your completed Checklist, which identifies the awards you would like to be considered for within your application (**required**).

Additional Documentation

Please review carefully any country-specific guidance to determine whether additional documentation is required to support your candidacy. Please note that it is strongly recommended that you upload documents in PDF format.

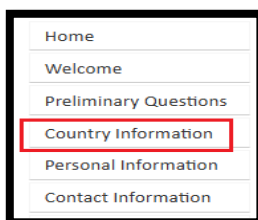
Country-Specific Materials
Please upload any country-specific required materials.
 No file chosen

Supplemental Materials
Please upload supplemental materials as directed.
 No file chosen

Additional Documentation
Please upload additional documentation as directed.
 No file chosen

**** Supplementary Statements**

- Click 'Country Information' (section 3 - page 10) which will show two (2) supplementary forms. One explains supplementary statements and when these might be needed. *Supplementary statements should not exceed 1 page per statement, be uploaded as a PDF*



using size 11 or 12 font and normal margins for easy reading.

**** Checklist**

- The checklist is also available under 'Country Information' and is a **mandatory document** that indicates which awards you would like to be considered for as part of this application.
- Please indicate in your Application Checklist if you are applying as a postdoctoral or scholar candidate, and select any sponsored awards you would like to be considered for, in addition to the general awards. The selection committee will consider you for the award(s) they deem most suitable based on your selections.

- Candidates who do not submit this document will have one opportunity after the closing date to correct the issue. If not submitted by that time, your application may be deemed ineligible for further review. Please ensure you only select awards for which you meet the eligibility criteria, which can be found on the Commission's website. *As mentioned in the Supplementary Statements section above, some awards require an additional statement, and these must be uploaded for consideration of those awards.*

Outreach Survey

Please complete the outreach survey, which provides helpful information to the Commission (and the global Fulbright program) about how you heard about the program, what made you decide to apply, and whether you have participated in other U.S. government sponsored programs in the past.

Once complete, click '**Save and Continue**' to move onto the next section.

14. Recommendations

All applicants are required to include details of recommenders, who will be asked to confidentially upload a letter of reference which will be uploaded to your application.

**** You cannot** upload reference letters on your recommender's behalf nor can you view what has been uploaded. *Recommendations are designed to be confidential, and any candidate who is found to be impersonating a recommender will have their application withdrawn.*

It is *strongly recommended* that you submit **three (3) letters of recommendation** with your application. However, a minimum of two (2) letters is required, and no more than three (3) will be accepted.

Letters of recommendation are an extremely important aspect of your application and **applications without at least two (2) letters will be considered incomplete**. Your recommenders must complete the forms online and submit them electronically.

Once you register your recommenders, they will receive an automatic email with instructions on completing the online recommendation form. **Late recommendation letters cannot be accepted.**

**** You can track** the status of their submissions, send reminders, and add or remove recommenders through the system both before and after submitting your application.

Tips on Recommendations:

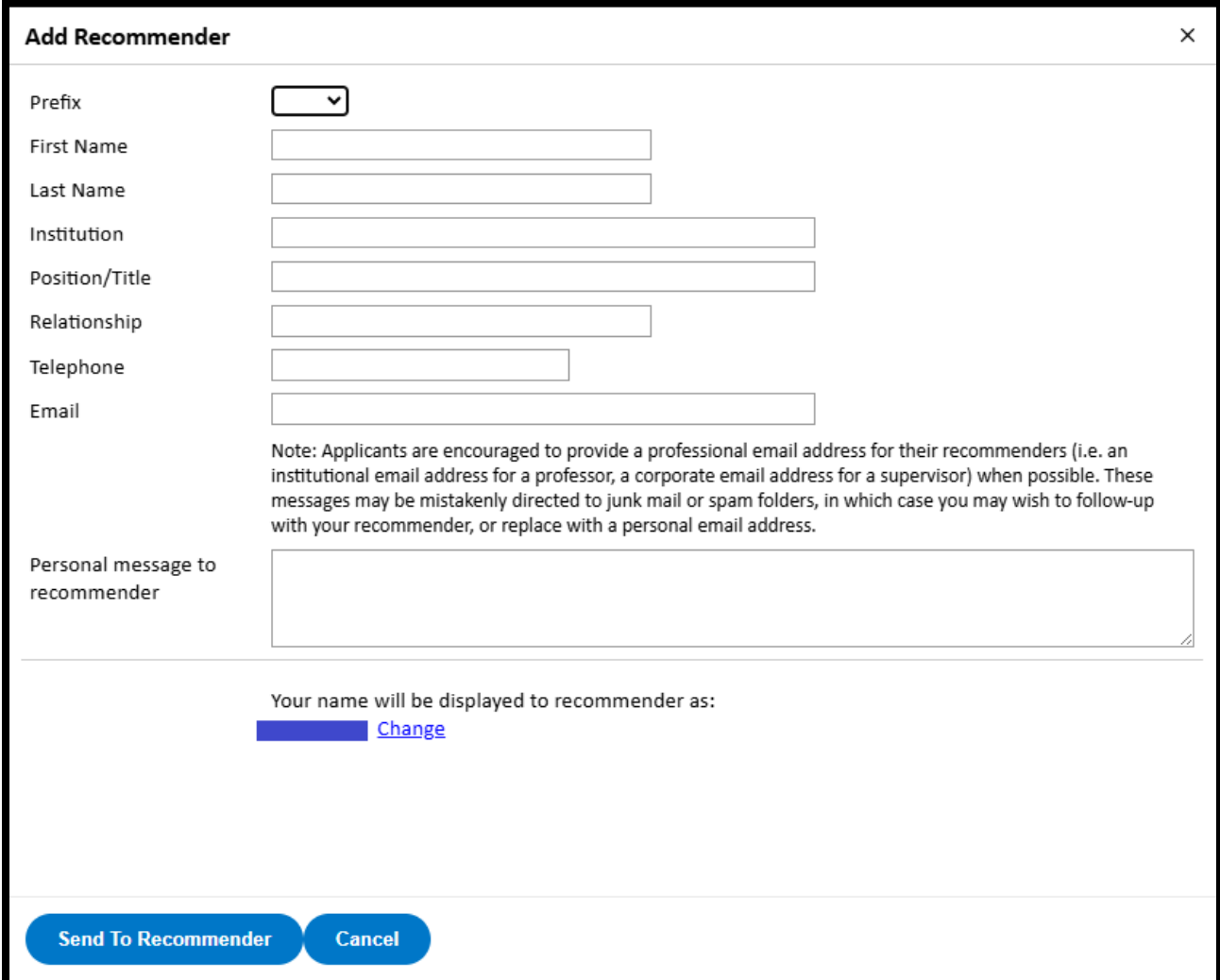
- **Share Your Project Statement:** Provide your recommenders with a copy of your project statement to help them write a strong, relevant letter.
- **Choose Qualified Recommenders:** Letters should come from individuals who can assess your professional work, the strengths you bring to your proposed project, your ability to adapt to a new country and culture, and the overall merits of your project.
- **Quality Over Prestige:** A detailed, personalized letter from someone who knows you and your work well is more valuable than a generic letter from a well-known scholar, government official, or distant contact.
- **Diverse Perspectives:** While recommendations can come from your home institution, at least one should ideally be from a colleague in your field outside your institution.
- **If You've Recently Moved:** Consider asking one recommender from your previous institution if you have recently relocated.
- **Plan Ahead:** Contact your recommenders early, as their letters must be submitted with your application. A single letter will not be accepted—at least two (2) recommendations are required.
- **Language Requirement:** Recommendations must be written in or translated into English.
- **Submission Responsibility:** It is your responsibility to ensure all recommendation letters are submitted by the deadline.
- **Notify Your Recommenders:** Inform them that you have nominated them so they can check their inbox for the invitation email.
- **Track Submissions:** You can monitor the status of your recommendations in the portal, though you will not be able to view their content. You will also receive an

email notification when a recommendation is submitted, but since this may go to spam, we recommend checking the portal directly.

PLEASE NOTE: To submit your application, the online **portal requires** you to send an invitation to three (3) recommenders. While we strongly encourage all three to submit a recommendation, **at least two (2) must complete and submit** their recommendations for your application to be considered complete.

Adding Recommenders:

1. Click 'Add Recommender'
2. Complete all fields in the pop-up form (refer to screenshot below)
3. Click *Send to Recommender* to generate automatic email to recommender.
4. Click *Continue* to save your responses and proceed to the next section.



The screenshot shows a pop-up window titled "Add Recommender" with a close button (X) in the top right corner. The form contains the following fields:

- Prefix: A dropdown menu.
- First Name: A text input field.
- Last Name: A text input field.
- Institution: A text input field.
- Position/Title: A text input field.
- Relationship: A text input field.
- Telephone: A text input field.
- Email: A text input field.

Below the email field is a note: "Note: Applicants are encouraged to provide a professional email address for their recommenders (i.e. an institutional email address for a professor, a corporate email address for a supervisor) when possible. These messages may be mistakenly directed to junk mail or spam folders, in which case you may wish to follow-up with your recommender, or replace with a personal email address."

There is a text area labeled "Personal message to recommender" with a small diagonal icon in the bottom right corner.

Below the text area, it says "Your name will be displayed to recommender as:" followed by a blue rectangular box and a "Change" link.

At the bottom of the form are two buttons: "Send To Recommender" and "Cancel".

Editing Recommenders:

Once sent, you will have the option to EDIT (screenshot below)

- **Edit Recommender Information** – If they have not yet started their response.
- **Save** – To keep any changes made.
- **Send Reminders** – To prompt recommenders who have not yet submitted their letters.
- **Exclude** – To remove a recommender and replace them with another individual.

Recommendations

Please complete the following information to register your recommenders. Refer to your country-specific instructions for details on the required number of recommenders and the recommendation deadline. Note: When adding your recommender's telephone number, please include the '+ [country code](#)' along with the telephone number.

Once you click "Send to Recommender," an email with instructions on completing the online recommendation will be sent to your recommender. You will be able to track the status of recommendations and send reminders through this online system before and after application submission. To replace existing recommenders, you will have the option to "Exclude" and add an alternative.

Name	Status
Add Recommender	
[Redacted Name]	Sent to recommender on January 29 Edit

[Continue](#)

Edit Recommender

Prefix [Redacted]

First Name [Redacted]

Last Name [Redacted]

Institution [Redacted]

Position/Title [Redacted]

Relationship [Redacted]

Telephone [Redacted]

Email [Redacted]

Personal message to recommender
[Redacted]

Status **Sent to recommender on 1/29 at 10:16 PM**

Your name will be displayed to recommender as:
[Redacted]

[Send Reminder](#)
[Exclude](#)
[Cancel](#)

Once complete, click '**Save and Continue**' to move onto the next section.

15. Signature

Please review the conditions, and once ready enter your **full legal name** to finalise your application.

In place of your signature, please type your full legal name:

Date Signed: January 29, 2025

[Continue](#)

Once complete, click '**Save and Continue**' to move onto the next section.

16. Review

This section provides you a final opportunity to review your application before submission. You can *preview your application proof* to get a sense of what your full application record will look like.

Please ensure you have made any final changes before clicking 'Submit Application' as changes are not possible after you have clicked this button.

Application Review

The section below lists any missing or incomplete sections of your application. You must address these in order to submit your application.

Once you submit your application, you will not be able to return to your application. After submission you will have access to a PDF of your submitted application and be able to track the status of references, send reminders, and change reference information if necessary.

Preview Application Proof

[Click Here To Preview Application Proof](#)

~~While we recommend that you review~~ your application before submitting it online, please note that the proof is for your records only. You must still submit your application online. Do not send this proof by mail as your application.

As an administrator, you may bypass application warnings and submit the application in an incomplete state.

[Submit Application](#) [Save for Later](#)

** You can submit your application once you have completed all required sections—**you do not need to wait for your recommendations to be submitted.** Even after submission, you will still be able to track the status of your recommendation letters.

Once complete, click **Submit Application**.

Congratulations! You have now submitted your Fulbright Application. The Commission will be in contact with candidates on a rolling basis between October-November.