

# 2025 – 2026 Fulbright Scholarship Application Instructions

**Australian Postgraduate Applications**

For programs commencing 1 August 2025 – 31 May 2026

**APPLY VIA: [APPLY.IIE.ORG/FFSP2025](https://apply.iie.org/ffsp2025)**

---

Please read this document **in full** before commencing your application.

**Application cycle opens 12 March 2024, at 9:00am AEDT.**

**Application cycle closes 8 July 2024, at 11:59pm AEDT.**

This document provides step-by-step instructions for Australian applicants to complete the application correctly. Applicants are encouraged to return to this document frequently as they complete the application.

## Contents

Introduction .....	3
Eligibility .....	3
Structure of the Application .....	4
Using the Portal .....	5
Completing the Application .....	7
1. Welcome .....	7
2. Preliminary Questions .....	8
3. Personal Information .....	9
4. Country Information .....	10
5. Contact Information .....	11
6. Academic and Professional Information .....	12
7. Academic Information .....	13
8. Language Skills .....	13
9. Test Scores .....	14
10. Plagiarism Agreement .....	14
11. Study Plan .....	15
12. Grant and Travel Plans .....	18
13. Additional Information .....	19
14. Recommendations .....	20
15. Signature .....	23
16. Review .....	23

## Introduction

Congratulations on taking the first step to apply for a Fulbright Scholarship! We look forward to receiving your application.

Applicants are able to apply for more than one award within a single application. You are encouraged to review the awards catalogue in detail to determine which awards you would like to apply for and your eligibility. Some awards require additional steps, please fill in and upload the **Student Checklist** to ensure that you have completed all the required additional forms.

Before you commence, please note:

- If successful, applicants applying for this cycle must commence their program between 1 August 2025 – 31 May 2026. Please consider this when planning your proposed program.
- Late applications will not be accepted.
- Applications from ineligible candidates will not be accepted.
- Recommendations from referees must be submitted online before the application deadline to be included in the application.
- Applications must be submitted through the online portal.
- Applications must include all required forms to be accepted (including award-specific forms).

## Eligibility

### *General Eligibility*

- Must be an Australian citizen.
- Must not be a dual citizen of the U.S.
- Must be residing in Australia at the time of application (exceptions may apply – please see link below).
- Must not have already commenced this degree or project in the U.S.
- Must not have held a J1 or J2 visa in the 24 months before program commences.
- Must hold an undergraduate degree.\*
- Degree-seeking applicants only: acceptance to a U.S. institution is not required at the time of application.\*\*
- Visiting student researcher applicants only: must have a letter of invitation from proposed host institution.

\* Applicants may be in their final year of study if applying for a postgraduate degree award. Must complete their undergraduate degree before commencing their program.

\*\* Successful degree-seeking candidates will work with the Institute of International Education's placement services team to coordinate applications and negotiate fee reductions/waivers. Applicants must be willing to consider up to four institutions.

For more details on eligibility criteria, please [view this page](#).

### *Award Specific Criteria*

Some awards have specific eligibility criteria. Please use the awards catalogue on our website to ensure that you meet these requirements before applying.

## Structure of the Application

The application is divided into the following sections:

1. Welcome
2. Preliminary Questions
3. Country Information
4. Personal Information
5. Contact Information
6. Academic and Professional Information
7. Academic Materials
8. Language Skills
9. Test Scores
10. Plagiarism Agreement
11. Study Plan
12. Grant and Travel Plans
13. Additional Information
14. Recommendations
15. Signature
16. Review

**Please see the 'Completing the Application' section for a step-by-step guide on how to complete each section of the application.**

## Using the Portal

Visit [apply.iie.org/ffsp2025](https://apply.iie.org/ffsp2025) to access the Application Portal.

1. You will need to create an account for our application site.

**Application Management**

**Returning users:**  
[Log in](#) to continue an application.

**First-time users:**  
[Create an account](#) to start a new application.

- a. Enter your details.

**Register**

To register for an account, please enter the information requested below.

Email Address

First Name

Last Name

Birthdate

- b. Use the pin sent to your email address to verify your account.

**Login**

A temporary PIN has been sent to your email address. If you do not receive this message in the next few minutes, please check your junk mail folder.

Email  [switch](#)

Account

Temporary PIN

Birthdate

2. Log into your account.

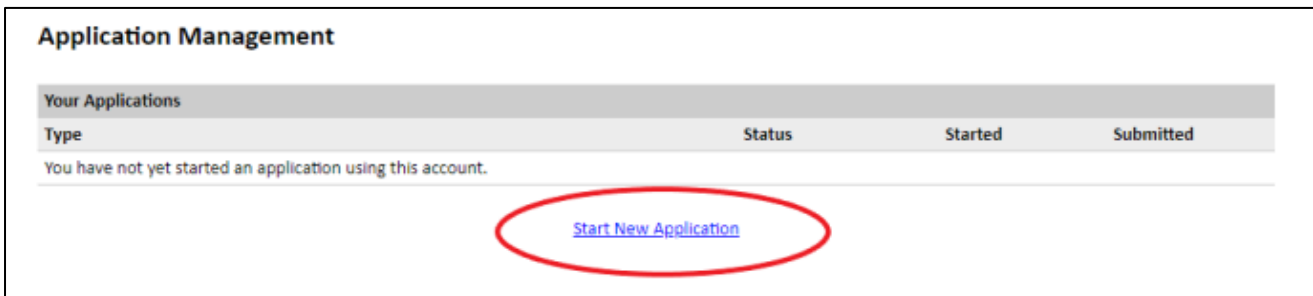
**Application Management**

**Returning users:**  
[Log in](#) to continue an application.

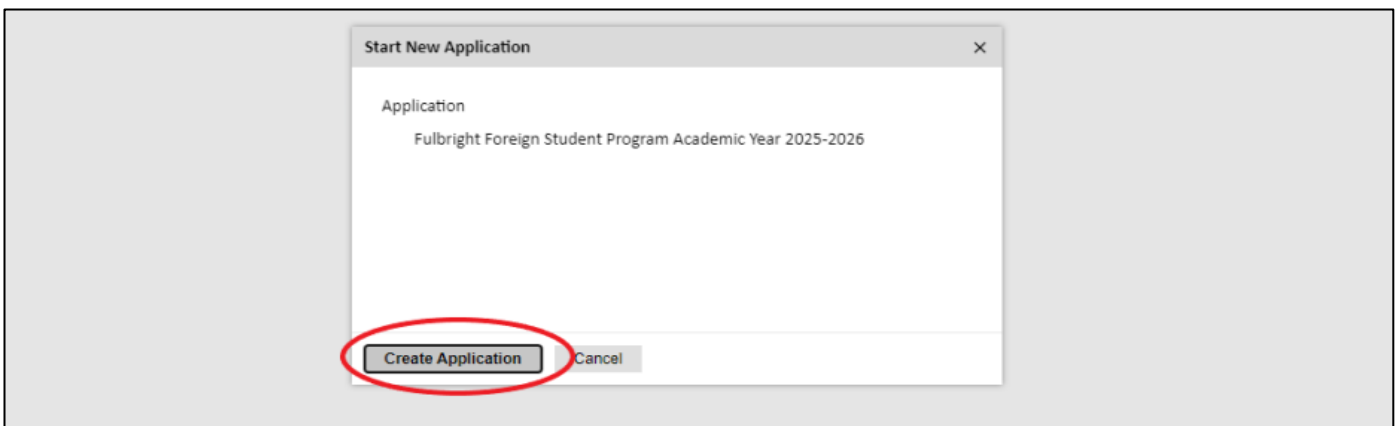
**First-time users:**  
[Create an account](#) to start a new application.

### 3. Start Application

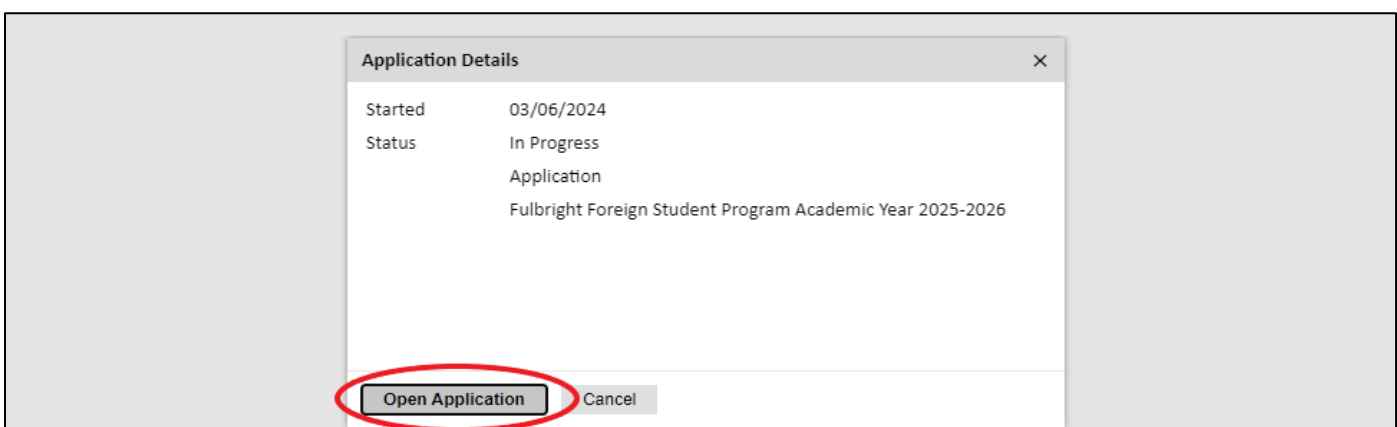
- a. Click 'Start New Application'.



- b. Click 'Create Application'.



- c. Select the **Fulbright Foreign Student Program Academic Year 2025-26** and then Click 'Open Application'.



# Completing the Application

## 1. Welcome

### *The Fulbright Policy Guidelines*

Read the policy guidelines and tick 'Yes'.

Click 'Save and Continue'

Home

**Welcome**

Preliminary Questions

Application Notice

Welcome to the [Fulbright Visiting Scholar Program](#) application. Each year, the program provides grants to approximately 900 foreign scholars from over 100 countries to conduct advanced research and to lecture at U.S. institutions.

General information on navigating the application:

- To access the instructions for the country through which you are applying, complete the following "Preliminary Questions" page and review the data privacy notice.
- All fields marked with an asterisk (\*) are required of all applicants for submission. For all other questions, please review the country-specific instructions to confirm if this information is required for application submission.
- Only Latin or Roman characters will be accepted in your application; *please do not use diacritics* (i.e. diacritical marks or accents, such as: ã, ç, ï, ð, ñ, õ).
- While a number of document formats are accepted, to preserve formatting and to ensure that special characters are properly rendered, it is strongly recommended that attachments be submitted in *PDF format*.
- Country and region names within address blocks conform to ISO 3166 standards and default to the United States. To update, simply select the most accurate country and region options available.
- You do not need to complete this application in one sitting. To save your responses, click "Continue" located at the bottom of each page. You will be able to access any work saved during your next session.
- After each session, it is recommended that you "Logout" once you have saved your work. For security purposes, please also close your browser tab or window.
- Your session will time out after 60 minutes of inactivity.

The [U.S. Department of State's Bureau of Educational and Cultural Affairs \(ECA\)](#) administers the Program under [policy guidelines](#) established by the [J. William Fulbright Foreign Scholarship Board \(JFFSB\)](#) in close coordination with [binational commissions and foundations](#) in 49 countries, [U.S. embassies](#) in more than 100 other countries and [cooperating agencies](#) in the United States.

Please Confirm You Have Read The Fulbright Policy Guidelines\*

I have reviewed the [Fulbright policy guidelines](#), particularly the grounds for Revocation, Termination and Suspension of Grant.

Yes

**Important Browser Notice:**  
Please use different browsers when opening multiple applications.

Save and Continue

## 2. Preliminary Questions

*Through which program country are you applying?*

Select 'Australia'

*To which academic year are you applying?*

Select '2025-2026'

*'Do you hold or are you applying for:*

*U.S. citizenship; or*

*Dual citizenship with the U.S.; or*

*U.S. permanent residency?'*

Select 'no' – note you are not eligible for this award if any of the above apply.

*Have you reviewed and do you meet all program eligibility requirements for the country through which you are applying?*

Select 'yes' – note your application will not be accepted if you are ineligible.

### *Employment Eligibility*

Review the section regarding the programs policies on employees and immediate families, and use the dropdown box to select 'yes' or 'no'.

### *Reference Materials Waiver*

Use this section to note whether you waive your right to review the information contained in the evaluations submitted by your recommenders (references).

---

Once complete, click 'Save and Continue' to move onto the next section.



### 3. Personal Information

#### *Name*

Enter your full legal name as it appears on your current documentation.  
(If you are in the process of changing your name, ensure that the name matches the documents that you upload in the Grant and Travel Documents Section).

#### *Name on Previous Records*

Complete if you have ever had a different legal name.

#### *Biographical Information*

Enter birthdate.

Enter city of birth (as it appears on your legal documents).

Enter country of birth.

Enter sex (as it appears on passport / travel documents).

Enter preferred gender identity.

Enter marital status.

Complete the section regarding the Americans with Disabilities Act should this section pertain to your circumstances.

#### *Citizenship Information*

Enter country of citizenship (Australia).

Please note you are not eligible for a Fulbright Scholarship through the Australian-American Fulbright Commission if you do not hold current Australian citizenship.

Select any additional countries in which you hold citizenship from the list, noting that applicants who hold US-Australian dual citizenship are ineligible.

Select country of permanent residence.

National identification number can be left blank.

---

Once complete, click 'Save and Continue' to move onto the next section.

## 4. Country Information

### *Contact Information*

Here you can find our contact information, as is on our website.

### *Program Information*

Here you can find information about the program. You must also download the supplemental forms as you will need to complete and upload them in Section 11 of the application.

### *Award Information*

Click 'select/change award'.

Postdoctoral candidates: click 'Fulbright Postdoctoral Award'.

Scholar candidates: click 'Fulbright Scholar Award'.

---

Once complete, click 'Save and Continue' to move onto the next section.

## 5. Contact Information

### *Addresses*

Enter your permanent address. This should be the address at which you currently reside.

*Is your current mailing address the same as your permanent address?*

You can enter a different postal address by selecting 'no'.

### *Telephone Numbers*

Provide at least one number we can reach you by. If selected for interview, we may contact you via this contact number to confirm.

### *Email*

Please provide a personal email address that you will have access to for at least 2 years. Preferably, do not use your institutional email address as some emails are blocked by organisational email policies.

We will use this contact email to provide updates on your Fulbright application- so please ensure it is one you check regularly (including spam folders).

### *Emergency Contact in Your Home Country*

Provide the details of an emergency contact in Australia.

### *Emergency Contact in the United States*

This is not necessary but please provide if possible.

---

Once complete, click 'Save and Continue' to move onto the next section.

## 6. Academic and Professional Information

### *Curriculum Vitae/Resume*

Upload your current CV/Resume - no longer than 4 pages.

### *Academic Background*

Add all tertiary education, from most recent to least recent.

### *Professional Experience*

Add all relevant professional experiences, from most recent to least recent.

### *Awards and Recognitions*

List any awards / accomplishments you would like us to be aware of under the available categories. We recommend providing a list rather than a written statement.

### *Experience Abroad – Recent J1/J2 Visa*

Enter any travel or international residence (including in the United States) from the last 6 years that have exceeded 3 months in length.

Confirm that you have not previously entered the United States on a J1/J2 visa in the past 5 years. Note that if you have held a J1/J2 in the past two years, you are not eligible for the Fulbright program.

If yes, you will need to confirm your visa category and upload your previous DS-2019.

### *Previous Fulbright Grant(s)*

Confirm if you have previously received a Fulbright Grant (even if you were unable to accept it at the time).

If yes, you will need to provide details of the award and justification for why you should be considered for another Fulbright scholarship.

---

Once complete, click 'Save and Continue' to move onto the next section.

## 7. Academic Information

Use this section to upload all post-secondary transcripts and diplomas. Transcripts for all programs noted under 'Academic Background' must be included for your application to be complete. Scans of transcripts are acceptable for completed programs, and 'unofficial results' obtained through your institutions student portal for programs currently being completed are acceptable.

To complete, click the 'Add Institution' button, then fill out 'Institution', 'Country', 'City', 'State', 'Dates Attended', and 'Level of Study', before using the upload feature to add the file. Please note if Australian states are unavailable, leave this blank, and note that 'Graduate' is an all-encompassing term for any study beyond your undergraduate degree. Click 'Save' to complete before moving onto any additional transcripts to note.

---

Once complete, click 'Save and Continue' to move onto the next section.

## 8. Language Skills

### *Native Language*

Select your native language, selecting 'Other' if yours is not listed.

### *Additional Language Skills*

Firstly, select how many additional languages you would like to note your proficiency in, and then add the language, as well as whether you identify as native, advanced, intermediate, beginner or no ability in terms of your reading, writing, and speaking abilities.

---

Once complete, click 'Save and Continue' to move onto the next section.

## 9. Test Scores

Please use this section to include details of any U.S. entry examinations you may have undertaken at the time of application. This might include a GRE or GMAT exam. Please note these **are not required at the time of application** (and later will only be required for students seeking to complete a degree program), so please only include them if you have completed them to date.

Successful candidates for degree programs will be guided to these exams and provided vouchers to assist with the cost of taking them.

---

Once complete, click 'Save and Continue' to move onto the next section.

## 10. Plagiarism Agreement

Please review the plagiarism agreement in full and select whether you understand the consequences of plagiarism using the dropdown menu.

---

Once complete, click 'Save and Continue' to move onto the next section.

## 11. Study Plan

Please use the tick box menu to select whether this application is for you to complete a master's program, doctorate (full PhD) program, or visiting student researcher program as part of the Fulbright program. **Please note that the Commission in Australia does not support 'Non-degree' or 'Other' program types, and only one category should be selected.**

Use the dropdown menu to select your major field of study. Please note not all disciplines are listed, so select the one that best suits. Then, use the text box to further describe the area of the field (e.g. sub discipline) related to your project.

Use the third box to describe your future plans in a few short sentences, including how your Fulbright program would contribute to these plans. Please note that the Fulbright program, in essence, is designed with the hope that participants will return to their home country following their Fulbright program. Therefore, we would recommend not specifying in this section a desire to stay in the United States for an extended period immediately following your Fulbright program.

### *Intended Grant Period*

Use the drop-down box to select your maximum proposed grant length, ensuring that you have reviewed the Fulbright website for program length availability e.g. most postgraduate awards are available for a minimum of 4 months and maximum of 10 months (for researchers), or up to 5 years for degree seeking students. **You must ensure that your program length is as accurate as possible as you will not be able to increase program duration if you are selected.**

Next, select your ideal grant period start and end dates, noting that programs must **commence** between 1 August 2025- 31 May 2026. The dates you enter can change, these should only be entered to give the Commission a sense of what timeframe might suit you best- changes do not need to be communicated during the application period, they are finalised post selection with successful candidates.

### *Study/Research Objective*

Please use the 'choose file' button to upload your formal project proposal. Your project proposal must not exceed **3 pages**. It should be in size 11 or 12 font with normal margins to allow easy reading. References are not included in the page limit.

A strong project proposal will cover:

- What the project aims to do (noting it will be read by some individuals who may not be experts in your area, so avoid technical jargon where possible).
- Why the host institution is important to the success of this proposal.
- Why the United States is important to the success of this proposal.
- The potential impacts/ outcomes of your proposed program, both from a discipline perspective, as well as towards the broader aims of the Fulbright program.
- A brief timeline might also be helpful, noting how you would maximise your time in the United States.

Note if your application pertains to completing a master's or PhD degree, the 'what your project aims to do' will be more general in nature, discussing moreso why you want to complete this program, why the United States, and how the program will feed into your future ambitions/ plans. Note also the broader impacts of Fulbright, so a discussion about 'why Fulbright' may also be helpful.

Please note that you do not need to have a confirmed placement at the time of application, but if you do have an offer from a US institution that you would like to accept, feel free to include details about the specific program. For those yet to apply to US colleges, you can also include a brief discussion about why you have selected your list of potential institutions (under university preferences).

### *Personal Statement*

- It is a requirement of the Australian Commission that you attach a 1-2 page narrative giving a picture of yourself as an individual.
- This statement should outline your personal history, influences on your intellectual development, the educational and cultural opportunities to which you have been exposed, and the ways in which these experiences have impacted you and shaped your journey. Also include your special interests and abilities, career plans and life goals, etc. if relevant. The personal statement should not be a record of facts already listed on the application, in your resume/CV, or an elaboration of your statement of proposed study.
- Keep in mind that the Fulbright program is, at its core, a cultural exchange program. We're looking for strong cultural ambassadors, and this statement provides a brief opportunity for our selection panels to get a sense of who you are outside of your work.

### *Writing Sample*

Please note this section is only valid for candidates seeking to complete a full PhD program. Only these candidates should submit a writing sample. Students seeking to complete a masters or apply to complete research as part of their Australian PhD program should not submit any documentation here.

### *Proposed U.S. Institution*

This section is **compulsory** for students seeking to undertake research as part of their Australian PhD program (Visiting Student Researchers). VSRs should upload a letter from your host organisation that confirms that should your Fulbright application be successful, the institution would support your program in the United States. Any additional information/ support they can be provided here (e.g. noting the access you will have to resources, why the host institution sees value in this project) is also helpful. Letters can be provided by the individual you seek to work with directly (there is not a requirement that the letter is provided by the most senior person at the institution). **Please note that VSR applications submitted without a Host Institutional Affiliation will not be accepted.**

Degree seeking students can use this section to upload copies of any offer letters/ deferral confirmations from offers they have received, but please note we do not expect candidates to have these.



### *University Preferences*

This section should be completed by students seeking to complete a master's or PhD program. VSRs can skip this section.

Degree-seeking students should list their ideal preferences for institutions, to give the Commission and our selection panels an idea of the types of institutions that you would like to consider. Please note that our office values lists of institutions that take into account subject area expertise found at these institutions, as opposed to listing only ivy league schools. Whilst the ivy league schools can be included if relevant, please ensure you have done your broader research about the courses and expertise at other institutions.

### *Applied U.S. Institutions*

This section should be completed by students seeking to complete a master's or PhD program. VSRs can skip this section.

Degree-seeking students should include here if you have already applied for any institutions that are pending an outcome. We expect you will select 'No' to this question given U.S. college applications open generally after Fulbright applications close, but please complete this section should you have any open applications with any U.S. institutions.

### *Authorization of Release of Information*

Please review this section in full and enter your full legal name to agree to the conditions described.

---

Once complete, click 'Save and Continue' to move onto the next section.

## 12. Grant and Travel Plans

### *Family Funds*

Please note this section is optional. To complete, enter the occupations of your parents/ spouse/ partner, and how much funding (in USD) they (and you) could contribute if needed to your studies.

### *Expected Additional Funding*

Please note this section is optional. To complete, please note whether you have any confirmed non-Fulbright funding that will assist with your plans in the United States.

### *Travel Funds*

Please note this section is not required as all of our awards include provisions for international travel.

### *Passport/Travel Document*

Please upload a copy of your current Australian passport. If you have been approved for Australian citizenship but do not yet have a passport, please upload your citizenship certificate in lieu of this document. If you do not have an Australian passport/ Australian citizenship, please note that your application will not be accepted.

If your passport will expire prior to your anticipated Fulbright grant start date, please upload the photo page anyway, as the Commission only sights this document to ensure eligibility based on citizenship requirements, and successful candidates will have an opportunity to provide updated documents at a later stage.

### *Accompanying Dependents*

Please use this section to add the number of dependents (meaning only spouse and/ or children) you anticipate will be travelling with you for part/all of your proposed program.

---

Once complete, click 'Save and Continue' to move onto the next section.

## 13. Additional Information

### *Additional Documentation*

Please upload the following additional information under the following categories:

- Under 'Country Specific' materials please upload any relevant supplementary statements **(optional)**.
- Under 'Additional Information' please upload your completed Checklist, which identifies the awards you would like to be considered for within your application **(required)**.

### **Supplementary Statements**

- On the application, click 'Country Information' which will show two supplementary forms. One explains supplementary statements and when these might be needed. Supplementary statements should not exceed 1 page per statement, be uploaded as a PDF using size 11 or 12 font and normal margins for easy reading. Please note these statements are optional, and only required if you are selecting certain award types for consideration per the checklist.

### **Checklist**

- Also available under 'Country Information' the Commission has provided a checklist which is a **mandatory** document that communicates which awards you would like to be considered for as part of this application.
- Please indicate in your Application Checklist if you are applying as a postdoctoral or scholar candidate and any of the sponsored awards you would like to be considered for in addition our general awards. You will be considered for the award(s) the selection committee deems most fitting of those selected.
- Candidates who do not submit this document will have one opportunity post-closing date to rectify this issue, otherwise may find that their application is ineligible for further review. Please ensure you are only selecting awards that you have met the eligibility criteria for, which can be found on the Commission's website. Per the Supplementary Statements section above, some awards require an additional statement, and these must be uploaded for consideration of these award types.

### *Outreach Survey*

Please complete the outreach survey, which provides helpful information to the Commission (and the global Fulbright program) about how you heard about the program, what made you decide to apply, and whether you have participated in other U.S. government sponsored programs in the past.

---

Once complete, click 'Save and Continue' to move onto the next section.

## 14. Recommendations

All applicants are required to include details of recommenders, who will be asked to confidentially upload a letter of reference which will be uploaded to your application. You **cannot** upload reference letters on your recommender's behalf nor can you view what has been uploaded. Recommendations are designed to be confidential, and any candidate who is found to be impersonating a recommender will have their application withdrawn.

It is **strongly recommended** that you have three (3) letters of recommendation submitted as part of your application. Letters of recommendation are an extremely important aspect of your application; **an application will be deemed incomplete without at least two (2) letters of recommendation**. Your recommenders must complete the forms online and submit electronically.

Once you register your recommenders, they will receive an automatic email with instructions on completing the online recommendation form. You can track the status of recommendations, send reminders, and add/delete recommenders through this system before **and** after submission of your application. **Late recommender reports cannot be accepted.**

### Tips on recommendations:

- Please provide your recommenders with a copy of your project statement.
- Recommendations should be from people qualified to evaluate your professional work; the abilities you bring to the proposed project; your ability to adapt to another country and culture; and the merits of the project itself.
- We recommend that you do not ask someone for a letter of recommendation unless the person is well acquainted with your qualifications. A pro forma letter from a well-known scholar, a contact abroad or a prominent government official will carry less weight than a realistic assessment of your abilities from someone who knows you and your work well.
- Recommendations can come from your home institution; however, we suggest that at least one of them be from a colleague in your field outside your home institution.
- If you have recently moved to a new home institution, you may elect to have one of your recommenders be from your previous institution.
- Choose your recommenders carefully and contact them early. The letters of recommendation need to accompany the application. One single letter of recommendation will not be accepted, the minimum number of recommendations is 2.
- Recommendations must be written in or translated into English.
- It is your responsibility to ensure that recommendation reports are submitted by the deadline.
- We suggest that you let recommenders know that you have nominated them to provide a reference so they can check their inbox for the invitation.
- You are able to view when recommendations have been submitted through the portal, although you will not be able to view the content. You will also receive an email notification, although this may be directed to your spam email. We encourage you to check the portal rather than rely on the notification email.

**PLEASE NOTE:** To submit your application, the online application portal **requires** you to send 3 recommenders an invitation to complete a recommendation. While we recommend that all 3 respond, **at least 2** of these recommenders are required to submit a recommendation on your behalf for your final application to be considered complete.

**Adding Recommenders:**

1. Click 'Add Recommender'
2. Complete all fields in the pop-up form:

**Add Recommender**

Prefix

First Name

Last Name

Institution

Position/Title

Relationship

Telephone

Email

Note: Applicants are encouraged to provide a professional email address for their recommenders (i.e. institutional email address for a professor, a corporate email address for a supervisor) when possible

Personal message to recommender

You may include a personal message for your recommender here. If your program has a recommendation deadline, please use this message to communicate this deadline to your recommender.

### Inviting Recommenders

1. Click *Send to Recommender* to generate automatic email to recommender.
2. Click *Continue* to save your responses and advance to the next section.
3. Once sent, you will have the option to Edit Recommender information if they have not yet started progress on their response and Save, Send Reminders, and Exclude if you wish to remove the recommender and replace with another individual.

**Edit Recommender**

Prefix

First Name

Last Name

Institution

Position/Title

Relationship

Telephone

Email

Personal message to recommender

Status **Sent to recommender on 12/20 at 11:18 AM**

---

Once complete, click 'Save and Continue' to move onto the next section.

## 15. Signature

Please review the conditions, and once ready enter your full legal name to finalise your application.

In place of your signature, please type your full legal name:

---

Once complete, click 'Save and Continue' to move onto the next section.

## 16. Review

This section provides you a final opportunity to review your application before submission. You can preview your application proof to get a sense of what your full application record will look like. Please ensure you have made any final changes before clicking 'Submit Application' as changes are not possible after you have clicked this button.

Please note you can submit your application once you have completed your sections of the application- you do not need to wait for your recommendations to be submitted in order to submit the application. You will still be able to view the status update of the recommender section even when you have submitted your applications.

---

Once complete, click 'Submit Application'.

**Congratulations! You have now submitted your Fulbright Application. The Commission will be in contact with candidates on a rolling basis between July-September.**